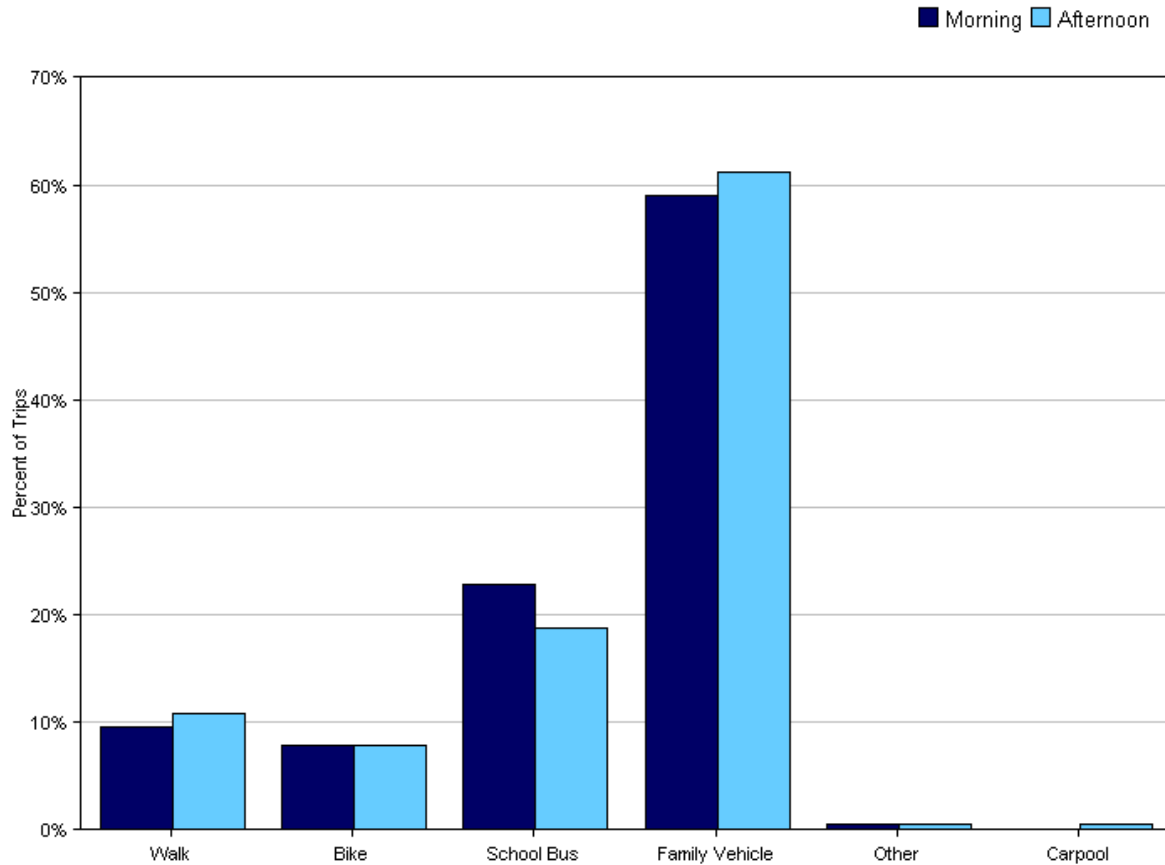


## Tally Report

<b>Program Name:</b>	Northeast Iowa Food and Fitness Initiative Safe Routes to School	<b>Month and Year Collected:</b>	May 2011
<b>School Name:</b>	Elma Elementary School	<b>Set ID:</b>	7021
<b>School Enrollment:</b>	55	<b>Date Report Generated:</b>	08/11/2011
<b>Enrollment within Grades Targeted by SRTS Program:</b>	25	<b>Number of Classrooms Included in Report:</b>	5
<b>Number of Classrooms in School:</b>	3		

### Morning and Afternoon Travel Mode Comparison

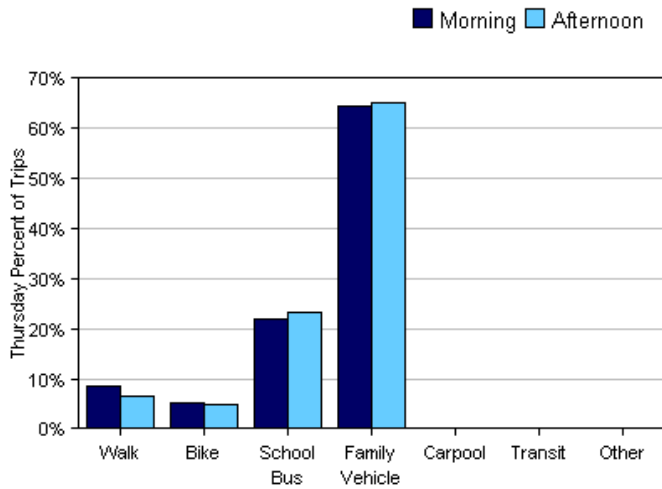
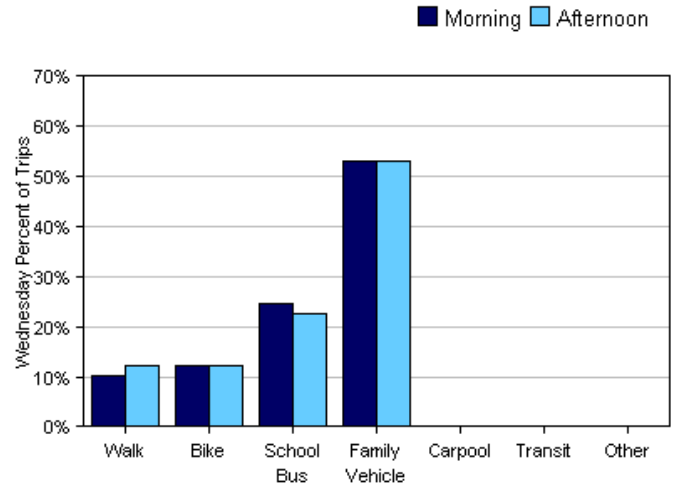
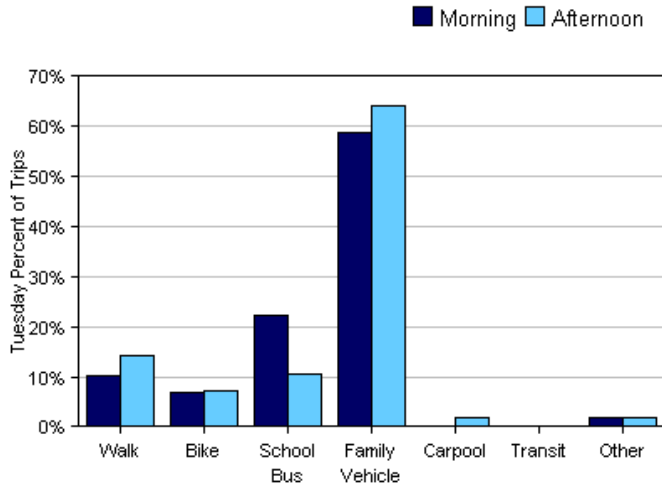


### Morning and Afternoon Travel Mode Comparison

	Number of Trips	Walk	Bike	School Bus	Family Vehicle	Carpool	Transit	Other
Morning	166	10%	8%	23%	59%	0%	0%	0.6%
Afternoon	165	11%	8%	19%	61%	0.6%	0%	0.6%

Percentages may not total 100% due to rounding.

### Morning and Afternoon Travel Mode Comparison by Day

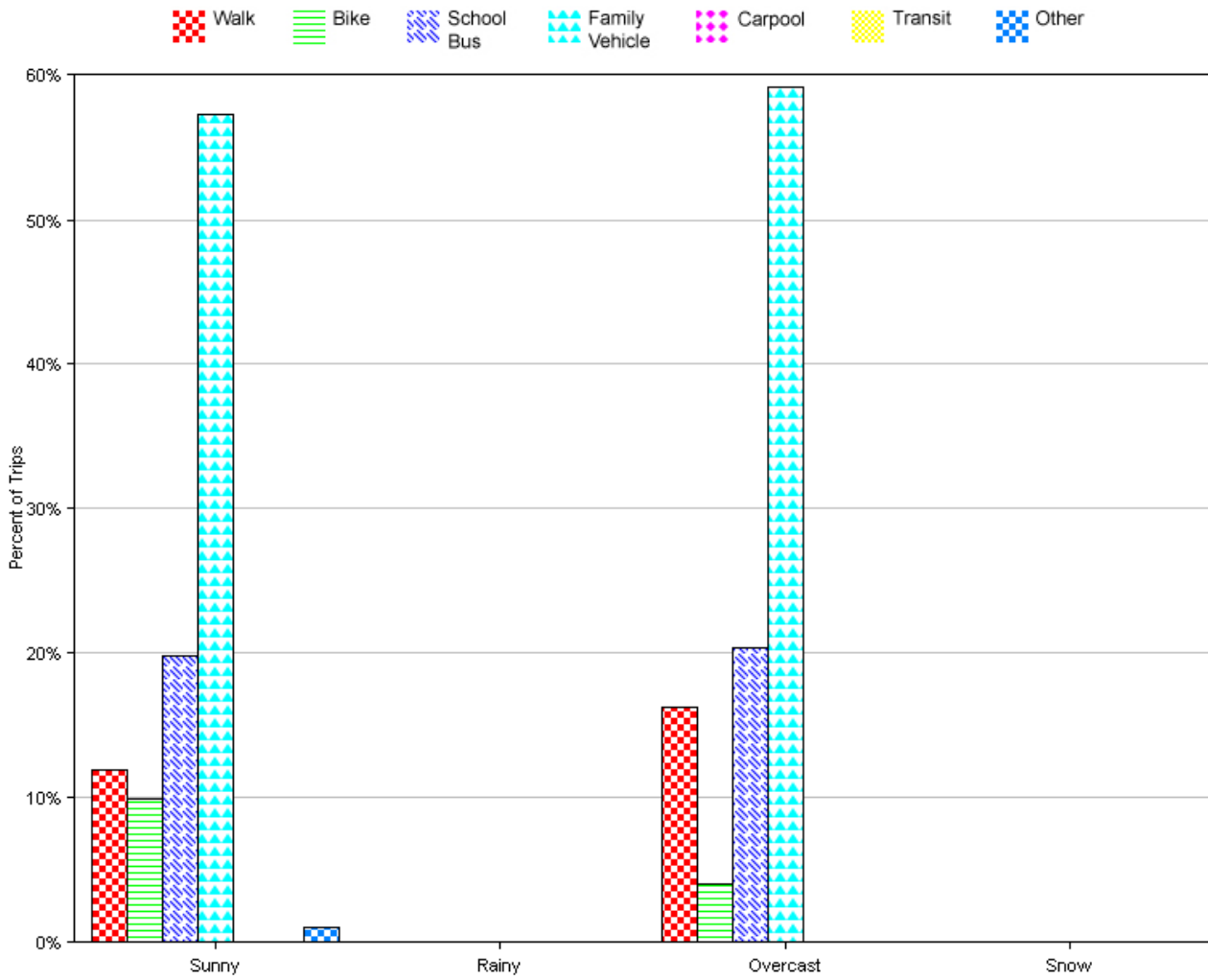


### Morning and Afternoon Travel Mode Comparison by Day

	Number of Trips	Walk	Bike	School Bus	Family Vehicle	Carpool	Transit	Other
Tuesday AM	58	10%	7%	22%	59%	0%	0%	2%
Tuesday PM	56	14%	7%	11%	64%	2%	0%	2%
Wednesday AM	49	10%	12%	24%	53%	0%	0%	0%
Wednesday PM	49	12%	12%	22%	53%	0%	0%	0%
Thursday AM	59	8%	5%	22%	64%	0%	0%	0%
Thursday PM	60	7%	5%	23%	65%	0%	0%	0%

Percentages may not total 100% due to rounding.

### Travel Mode by Weather Conditions



### Travel Mode by Weather Condition

Weather Condition	Number of Trips	Walk	Bike	School Bus	Family Vehicle	Carpool	Transit	Other
Sunny	192	12%	10%	20%	57%	0%	0%	1%
Rainy	0	0%	0%	0%	0%	0%	0%	0%
Overcast	49	16%	4%	20%	59%	0%	0%	0%
Snow	0	0%	0%	0%	0%	0%	0%	0%

Percentages may not total 100% due to rounding.