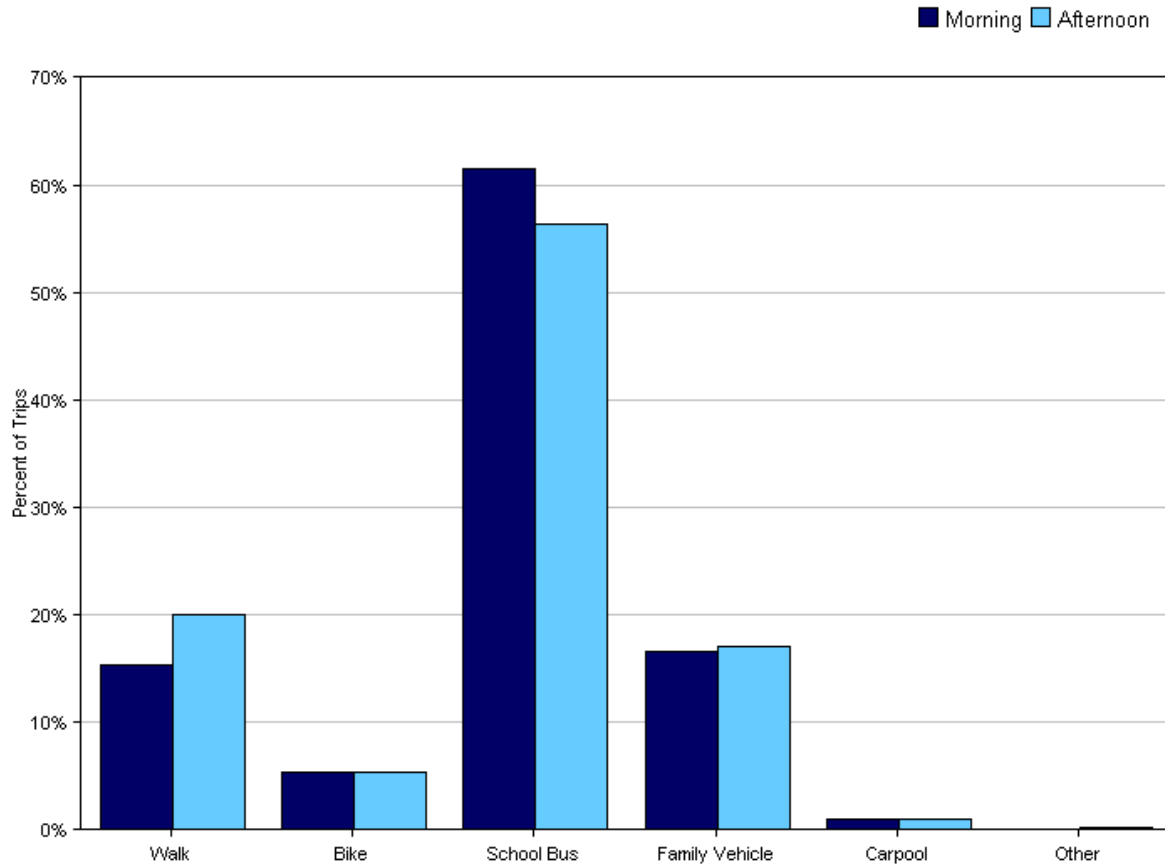


Tally Report

Program Name:	Northeast Iowa Food and Fitness Initiative Safe Routes to School	Month and Year Collected:	May 2010
School Name:	South Winneshiek Elementary and Middle School	Set ID:	4795
School Enrollment:	366	Date Report Generated:	12/21/2010
Enrollment within Grades Targeted by SRTS Program:	276	Number of Classrooms Included in Report:	15
Number of Classrooms in School:	15		

Morning and Afternoon Travel Mode Comparison

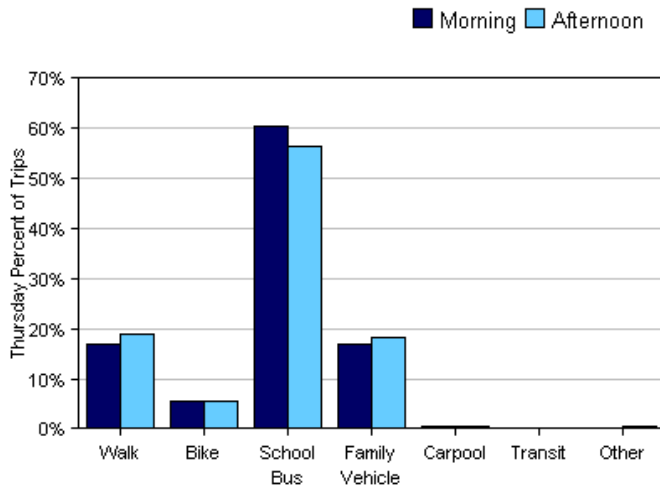
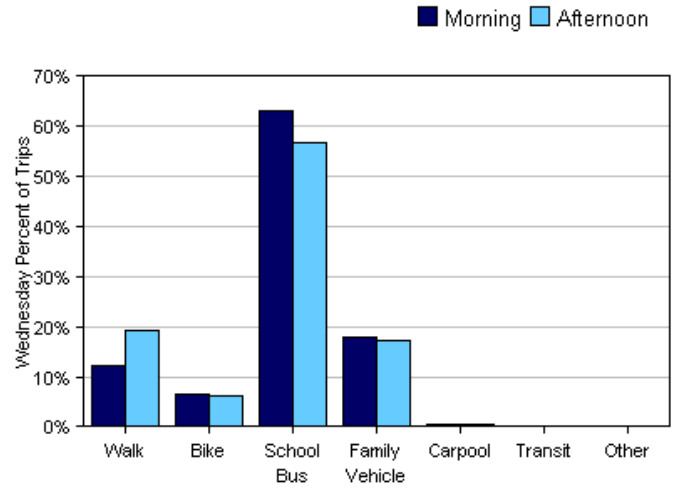
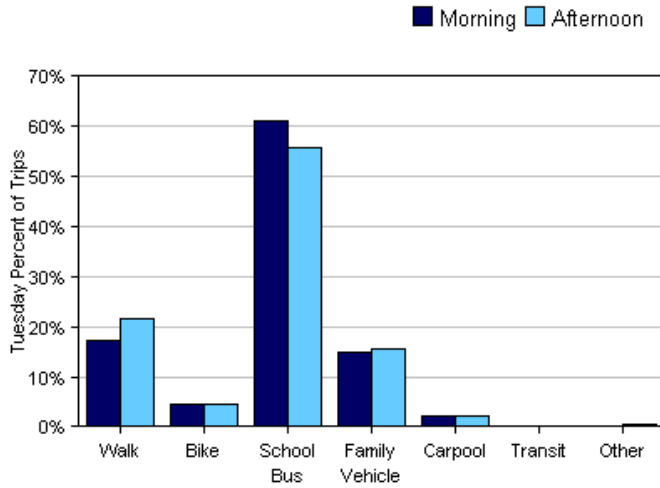


Morning and Afternoon Travel Mode Comparison

	Number of Trips	Walk	Bike	School Bus	Family Vehicle	Carpool	Transit	Other
Morning	830	15%	5%	62%	17%	1.0%	0%	0%
Afternoon	839	20%	5%	56%	17%	1.0%	0%	0.2%

Percentages may not total 100% due to rounding.

Morning and Afternoon Travel Mode Comparison by Day

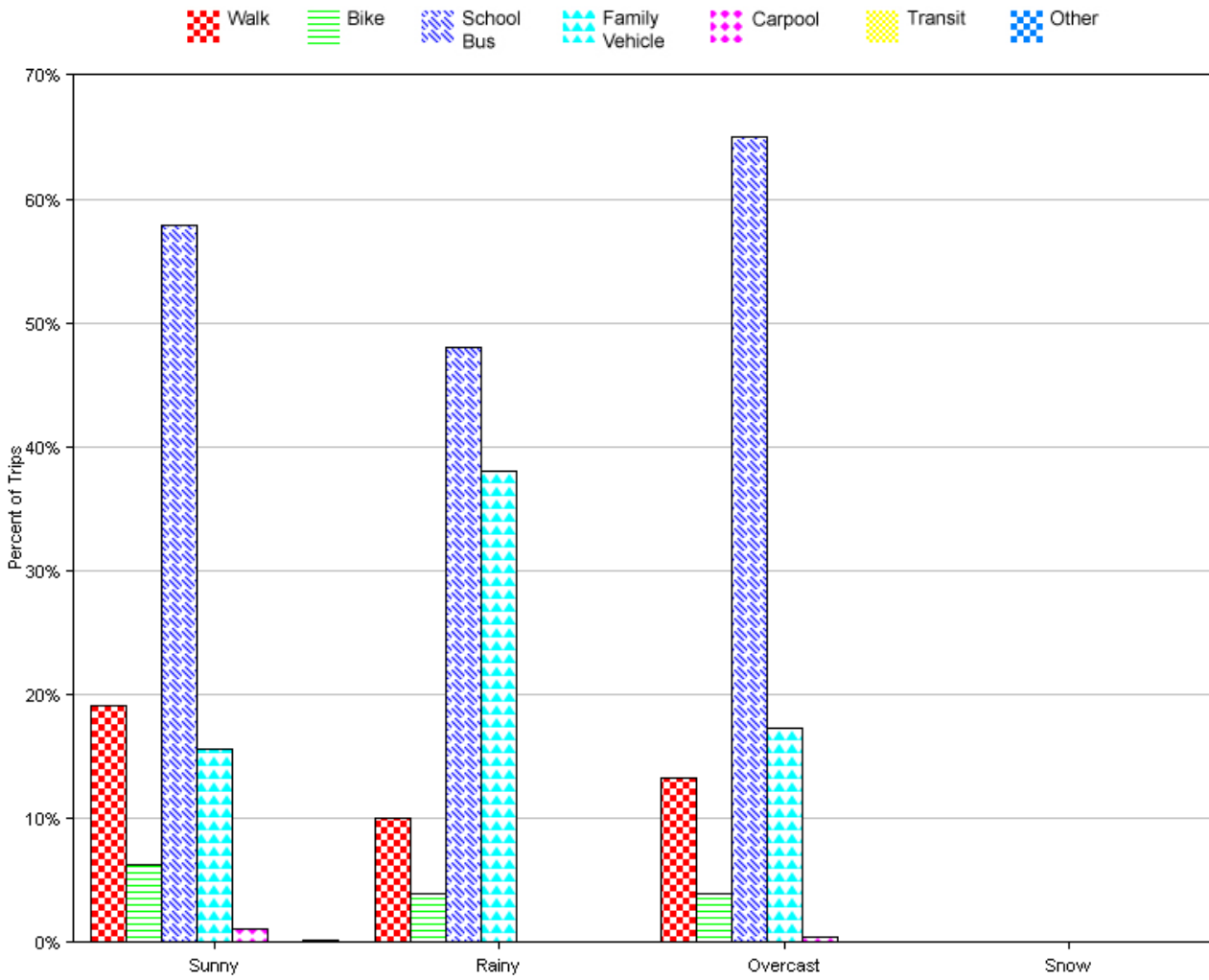


Morning and Afternoon Travel Mode Comparison by Day

	Number of Trips	Walk	Bike	School Bus	Family Vehicle	Carpool	Transit	Other
Tuesday AM	273	17%	4%	61%	15%	2%	0%	0%
Tuesday PM	272	22%	4%	56%	15%	2%	0%	0.4%
Wednesday AM	280	12%	6%	63%	18%	0.4%	0%	0%
Wednesday PM	289	19%	6%	57%	17%	0.3%	0%	0%
Thursday AM	277	17%	5%	60%	17%	0.4%	0%	0%
Thursday PM	278	19%	5%	56%	18%	0.4%	0%	0.4%

Percentages may not total 100% due to rounding.

Travel Mode by Weather Conditions



Travel Mode by Weather Condition

Weather Condition	Number of Trips	Walk	Bike	School Bus	Family Vehicle	Carpool	Transit	Other
Sunny	1237	19%	6%	58%	16%	1%	0%	0.2%
Rainy	50	10%	4%	48%	38%	0%	0%	0%
Overcast	226	13%	4%	65%	17%	0.4%	0%	0%
Snow	0	0%	0%	0%	0%	0%	0%	0%

Percentages may not total 100% due to rounding.