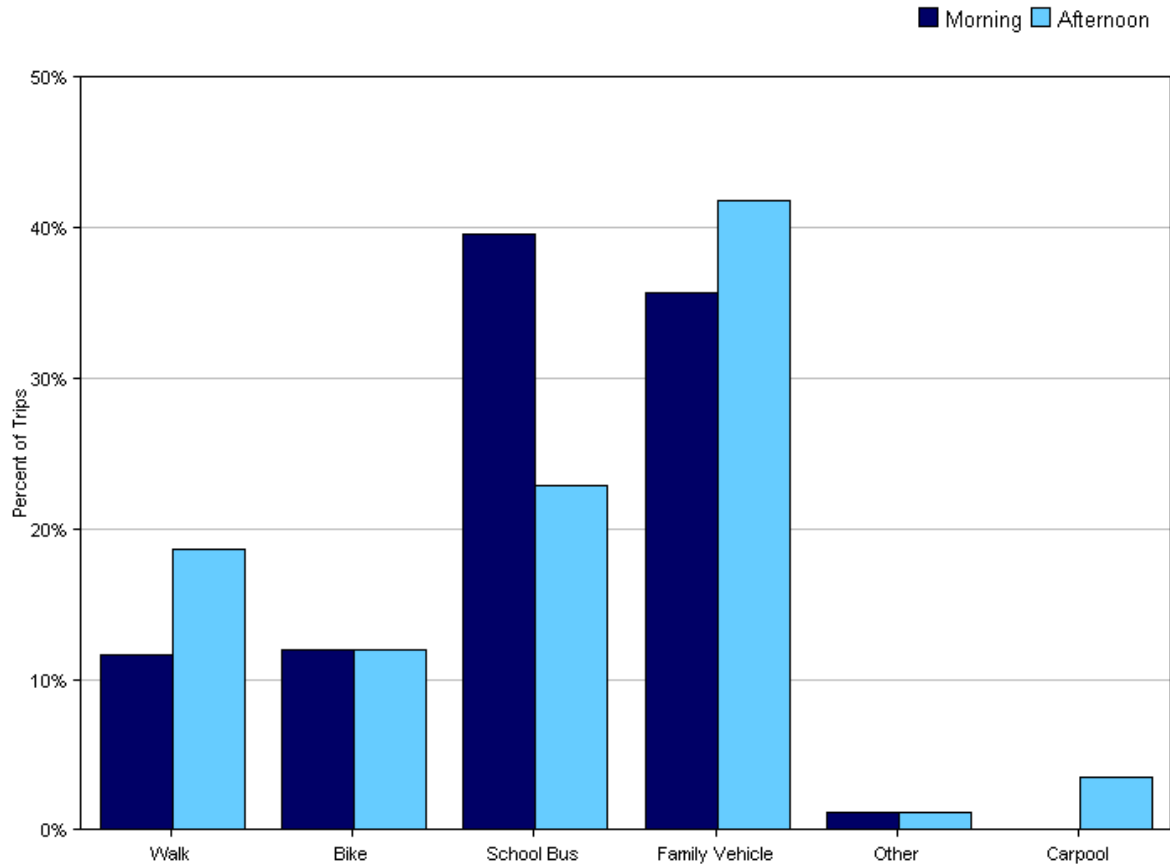


Tally Report

Program Name:	Northeast Iowa Food and Fitness Initiative Safe Routes to School	Month and Year Collected:	May 2010
School Name:	DeSales School	Set ID:	4796
School Enrollment:	87	Date Report Generated:	12/21/2010
Enrollment within Grades Targeted by SRTS Program:	87	Number of Classrooms Included in Report:	9
Number of Classrooms in School:	9		

Morning and Afternoon Travel Mode Comparison

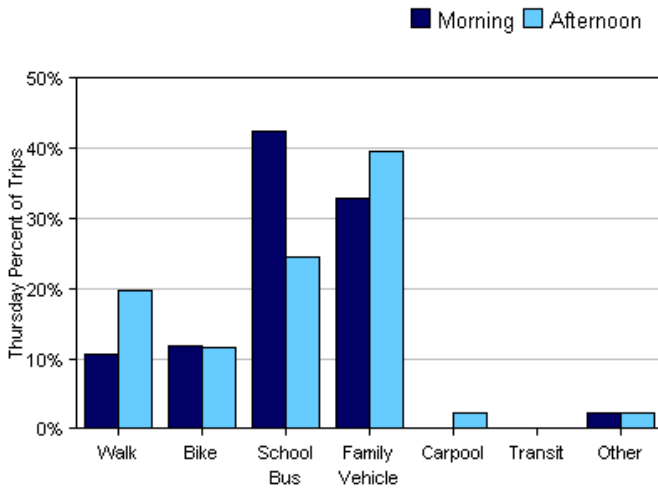
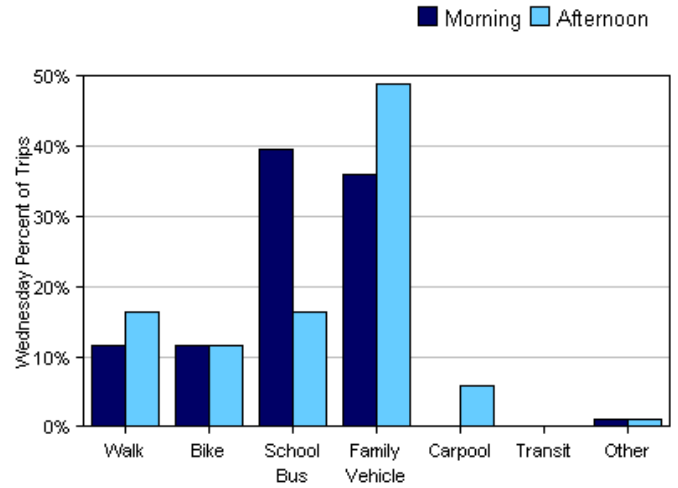
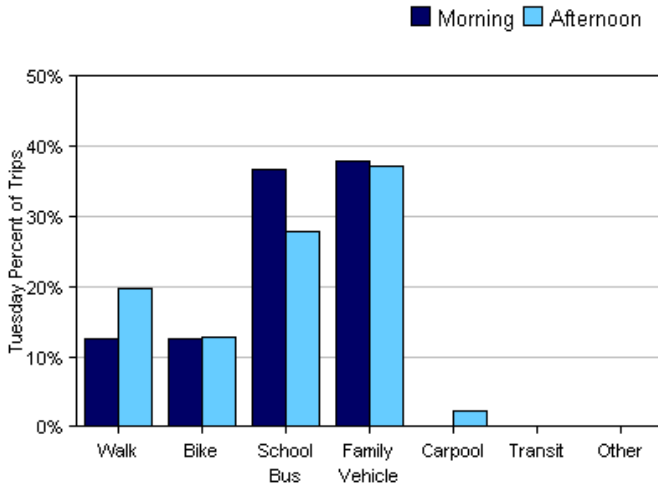


Morning and Afternoon Travel Mode Comparison

	Number of Trips	Walk	Bike	School Bus	Family Vehicle	Carpool	Transit	Other
Morning	258	12%	12%	40%	36%	0%	0%	1%
Afternoon	258	19%	12%	23%	42%	3%	0%	1%

Percentages may not total 100% due to rounding.

Morning and Afternoon Travel Mode Comparison by Day

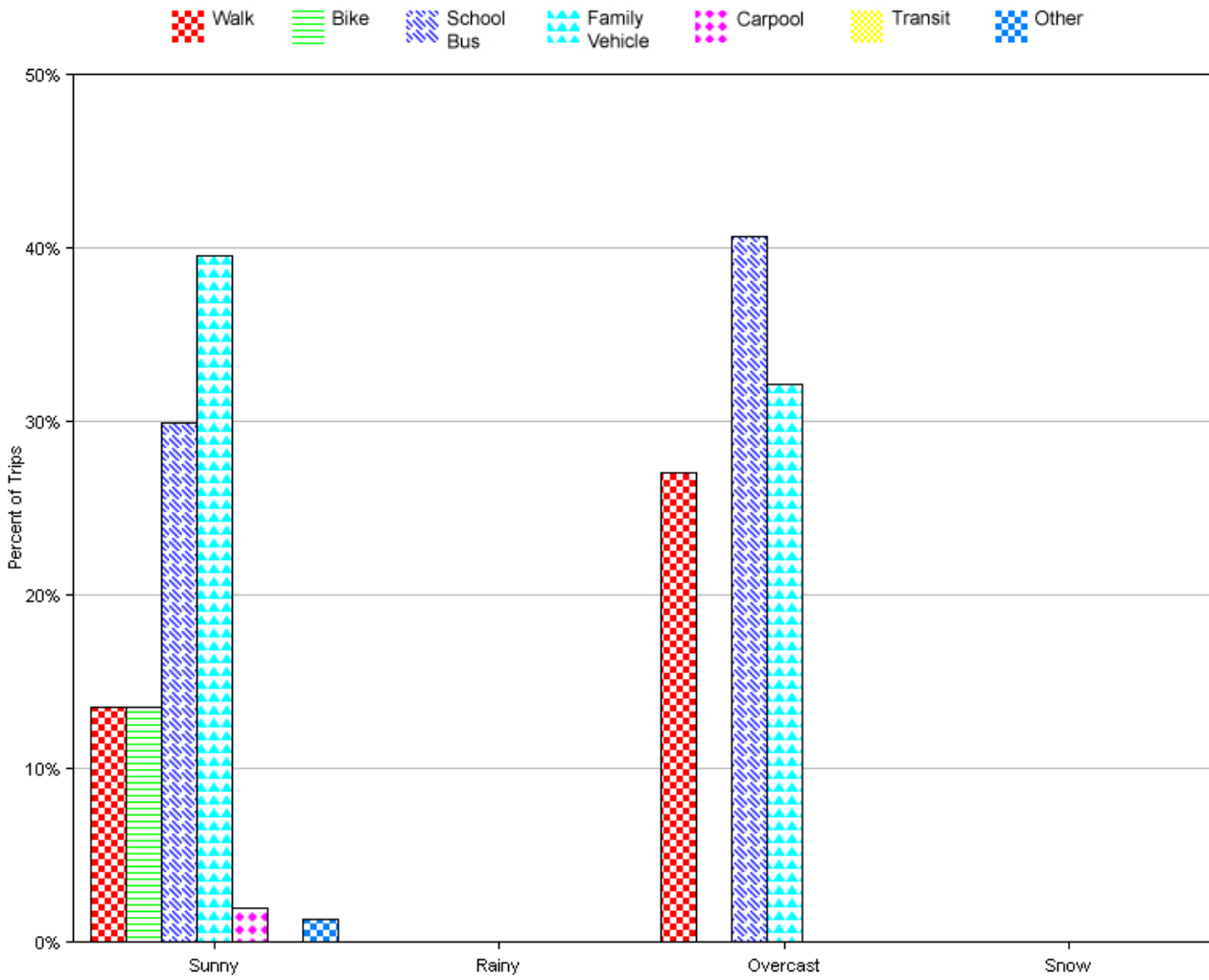


Morning and Afternoon Travel Mode Comparison by Day

	Number of Trips	Walk	Bike	School Bus	Family Vehicle	Carpool	Transit	Other
Tuesday AM	87	13%	13%	37%	38%	0%	0%	0%
Tuesday PM	86	20%	13%	28%	37%	2%	0%	0%
Wednesday AM	86	12%	12%	40%	36%	0%	0%	1%
Wednesday PM	86	16%	12%	16%	49%	6%	0%	1%
Thursday AM	85	11%	12%	42%	33%	0%	0%	2%
Thursday PM	86	20%	12%	24%	40%	2%	0%	2%

Percentages may not total 100% due to rounding.

Travel Mode by Weather Conditions



Travel Mode by Weather Condition

Weather Condition	Number of Trips	Walk	Bike	School Bus	Family Vehicle	Carpool	Transit	Other
Sunny	457	14%	14%	30%	40%	2%	0%	1%
Rainy	0	0%	0%	0%	0%	0%	0%	0%
Overcast	59	27%	0%	41%	32%	0%	0%	0%
Snow	0	0%	0%	0%	0%	0%	0%	0%

Percentages may not total 100% due to rounding.